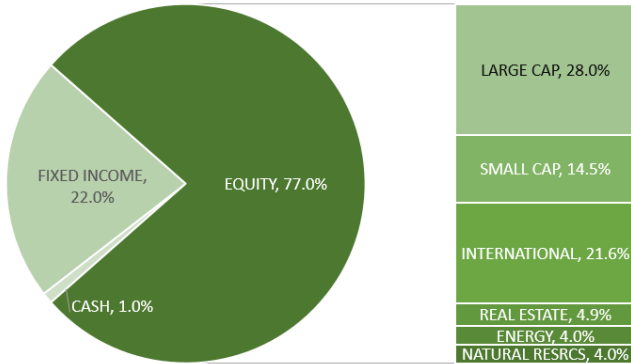


# INVESTMENT POOLS

TARGET ALLOCATION



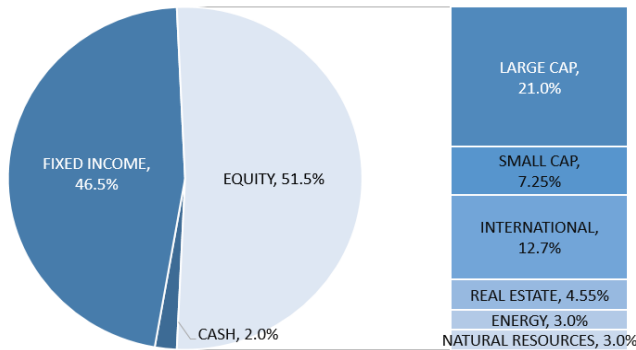
## LONG TERM GROWTH POOL

Time Horizon	10+ years
Objective	To grow capital in excess of grant making and inflation
Target Rate of Return	5 yr CPI + Granting Rate + Admin Fee
Total Pool Assets	\$42.3 million

### ANNUALIZED RETURNS as of Dec 31, 2025

YTD	1 years	3 years	5 years
16.29%	16.29%	13.38%	8.75%

TARGET ALLOCATION



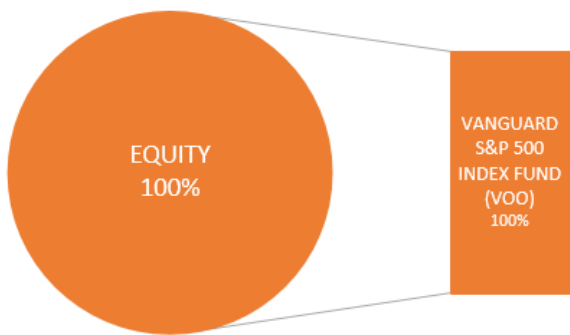
## BALANCED POOL

Time Horizon	5+ years
Objective	To grow capital while providing some income or cash flow with moderate risk
Target Rate of Return	5 yr CPI + Granting Rate + Admin Fee
Total Pool Assets	\$9.3 million

### ANNUALIZED RETURNS as of Dec 31, 2025

YTD	1 years	3 years	5 years
12.73%	12.73%	10.24%	6.20%

TARGET ALLOCATION



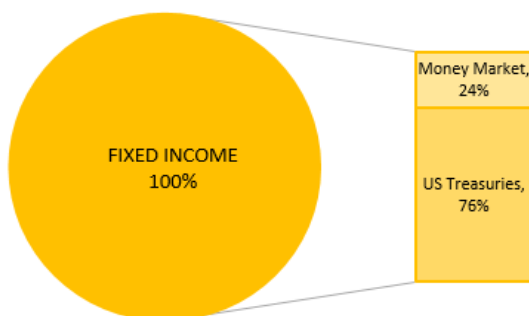
## S&P 500 INDEX POOL

Time Horizon	5+ years
Objective	To grow capital while providing some income or cash flow with moderate risk
Target Rate of Return	5 yr CPI + Granting Rate + Admin Fee
Total Pool Assets	\$2.3 million

### ANNUALIZED RETURNS as of Dec 31, 2025

YTD	1 years	3 years	Inception
18.10%	18.10%	23.50%	12.70%

TARGET ALLOCATION



## CAPITAL PRESERVATION POOL

Time Horizon	0-3 years
Objective	Stability of Principal
Target Rate of Return	5 yr CPI
Total Pool Assets	\$17.9 million

### ANNUALIZED RETURNS as of Dec 31, 2025

YTD	1 years	3 years	5 years
3.90%	3.90%	4.48%	2.89%